


5Watt, Single Output ,AC/DC Converter



GA005



GB005



GC005

G X 005 - S 05
A B C D E

A:Series
B:Package A,B,C
C:Output Watt
D:Single(S)
E:Output Voltage

FEATURES:

- Universal Input 90~264VAC
- High Efficiency Up To 82%
- Protection: Short Circuit /Overload/Over Voltage
- Internal Input Filter
- 2 Years Warranty
- ROHS Compliant



Specifications typical at TA=25°C, nominal input voltage and rated output current unless otherwise specified

Part Number	Output Wattage	Output Voltage	Output Current	Ripple & Noise	Efficiency
	(W)	(VDC)	(mA)	(mV) max(Note)	(TYP %)
GX005-S03	4.0	3.3	1200	100	72
GX005-S05	5.0	5	1000	100	75
GX005-S06	5.1	6	850	100	75
GX005-S07	5.1	7	725	100	75
GX005-S08	5.0	8	625	100	75
GX005-S09	5.4	9	600	100	78
GX005-S10	6.0	10	600	100	78
GX005-S12	6.0	12	500	100	80
GX005-S13	6.0	13	460	150	80
GX005-S14	6.0	14	425	150	80
GX005-S15	6.0	15	400	150	80
GX005-S16	6.0	16	375	150	80
GX005-S18	6.0	18	333	200	81
GX005-S24	6.0	24	250	240	82
GX005-S27	6.0	27	220	240	82
GX005-S36	6.0	36	167	240	82
GX005-S48	6.0	48	125	240	82

Notes: "X" Represent module version A: Represent module version with enclosure;
B: Represent open frame version without enclosure; C: Represent wired module version with enclosure.

Input Specifications

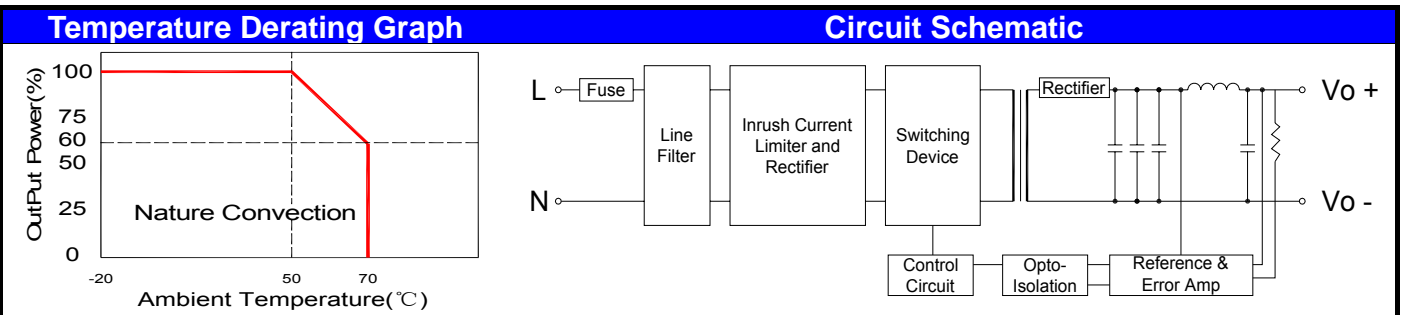
Parameters	Conditions	Min	Typ	Max	Units
Rated Input Voltage	Vo,lo nom		100~240		Vac
Voltage Range	Vo,lo nom	AC in	90	264	Vac
		DC in	120	370	Vdc
Line frequency	Vi nom, Ionom	47	50/60	63	Hz
Inrush Current	Io nom	Vi:115VAC		10	A
		Vi:230VAC		20	A
Input Current(Full load)		110mA Max.(115Vac) 70mA Max.(230Vac)			
Input Fuse		VDE/UL/CCC FUSE 2.5A/250V (Slow blow).			

5Watt, Single Output ,AC/DC Converter

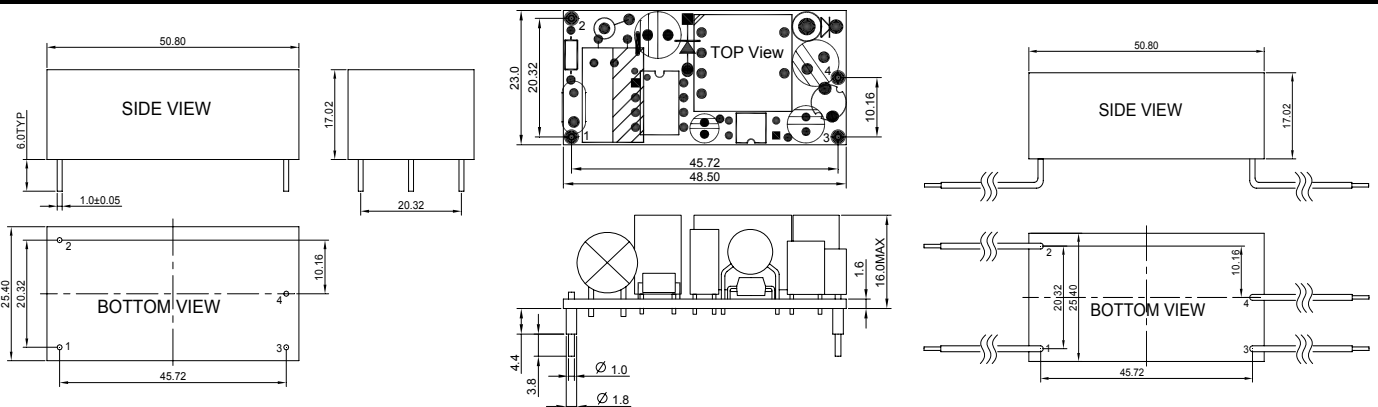
Output Specifications						
Parameters	Conditions		Min	Typ	Max	Units
Output Voltage Accuracy	Vi nom, lo nom	3.3V,5V Models			±3	%
		12...48V Models			±2	%
Minimum Load	Vi nom		0			%
Line Regulation	lo nom, Vi min... Vi max			±1		%
Load Regulation	Vi nom, lo min... lo nom			±2		%
Transient Recovery time	Vi nom, lo nom = ←→0.5 lo nom			1,000		uS
Protection	Overload		Above 110% rated output power			
	Short circuit		Recovers automatically after fault condition is removed			
	Over Voltage		120%-150% rated output Voltage			
			Protection type: Zener diode clamp			

Note. Ripple & noise is measured by using 20 MHz bandwidth, measured with a 47uf paralleled with a high-frequency 0.47uf capacitor across each output by full load.

General Specifications						
Parameters	Conditions		Min	Typ	Max	Units
Switching Frequency	Vi nom, lo nom			65		KHz
Isolation Voltage	Input / Output		3KVac/ 5mA/5Secs			
Isolation Resistance	Input / Output, @500 Vdc		100			MΩ
Operating Temperature	Operating at Vi nom, lo nom		-20		+70	°C
Derating	Vi nom, lo nom+51 to 71°C				2	%/°C
Storage Temperature	Non Operational		-40		+85	°C
Relative Humidity	Vi nom, lo nom				95	% RH
Dimension	GA005/GC005 L50.80x W25.40 x H17.02mm, GB005 L48.5x W23.0 x H16.0mm					
Cooling	Free air convection					



Markings and dimensions



GA005

GB005

GC005

Unit: mm Unless otherwise specified, all tolerances are ±0.50

PIN Connection				
PIN	1	2	3	4
GA005/GB005	ACN	ACL	+Vo	-Vo
GC005	ACN(Black)	ACL(White)	+Vo(Red)	-Vo(Blue)