



T1/CEPT/ISDN-PRI TRANSFORMER DUAL SURFACE MOUNT, 1500Vrms, EXTENDED AND STANDARD

FEATURES

- Dual Smt Package Contains Both Transmit And Receive Transformers.
- Models Matched To Leading Transceiver Ics.
- Provide 1500vrms Isolation.
- Recognized By UI 1950.


TEST CONDITIONS

- Inductance -----10KHz/20mV
- Leakage Inductance -----100KHz/200mV
- Interwinding Capacitance --100KHz/200mV

Part Number:

55T - 122 1 B NL
A B C D E

A:Series
B:Inductance
C:Sequence id
D:Schematic
E:RoHS Version

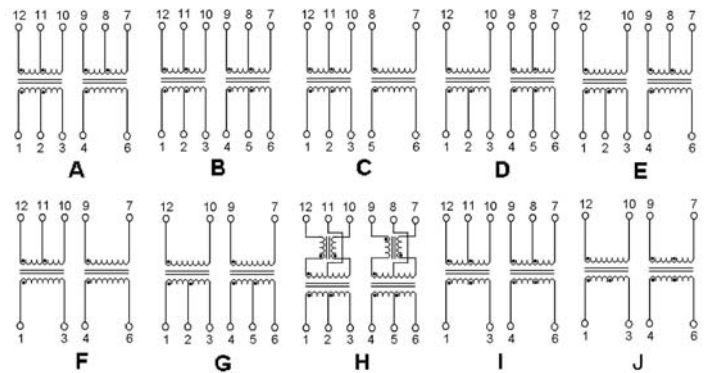
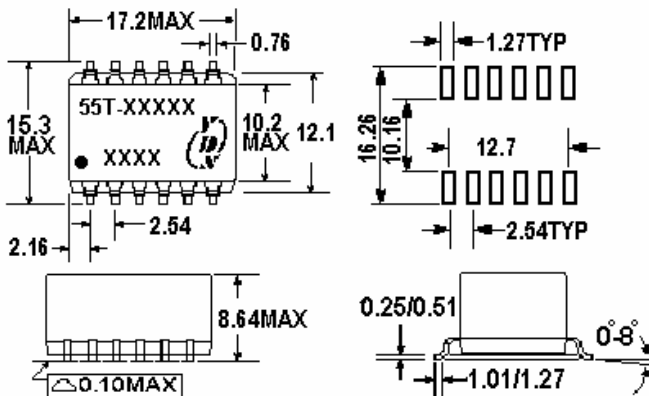


ELECTRICAL SPECIFICATIONS @25°C

PART NUMBER	TURNS RATIO ±5%	ACL @25°C (mH MIN)	LL (μH MAX)	Cw/w (pF MAX)	DCR PRI (Ω MAX)	DCR SEC (Ω MAX)	PRIMARY PINS
EXTENDED TEMPERATURE RANGE MODELS-OPERATING TEMPERATURE -40°C TO +85°C							
55T-1221B	1CT:2CT&1CT:2CT	1.20&1.20	0.80&0.80	50&50	1.00&1.00	1.70&1.70	12-10,4-6
55T-1621A	1CT:2CT&1:1.36CT	1.60&1.60	1.00&0.80	60&55	1.70&1.0	2.00&1.70	12-10,4-6
55T-1261D	1:1.15CT&1CT:2CT	1.60&1.60	0.80&0.80	60&50	1.00&1.00	1.00&2.00	12-10,4-6
55T-1221E	1:1/1.26&1:2 CT	1.20&1.20	0.80&0.80	50&60	1.00&1.00	1.10&1.70	12-10,4-6
55T-1621F	1:2 CT & 2:1	1.60&1.60	1.30&1.30	55&40	1.10&1.10	1.10*0.70	1-3,4-6
55T-1222B	1CT:1CT & 1CT:1CT	1.20&1.20	0.80&0.80	50&50	1.00&1.00	1.00&1.00	1-3,4-6
55T-1223B	1CT:1.15CT & 1CT:1.15CT	1.20&1.20	0.80&0.80	50&50	1.20&1.20	1.40&1.40	1-3,4-6
55T-1224B	1CT:1CT & 1CT:2CT	1.20&1.20	0.80&0.80	50&50	1.00&1.00	1.00&1.80	1-3,4-6
55T-1625B	1CT:1.15CT & 1CT:1CT	1.60&1.60	0.80&0.80	60&60	1.20&1.20	1.40&1.20	12-10,4-6
55T-1226B	1CT:1.36CT & 1CT:1.36CT	1.20&1.20	0.80&0.80	50&50	1.20&1.20	1.40&1.40	1-3,4-6
55T-1227B	1CT:1.41CT & 1 CT:1.41CT	1.20&1.20	0.80&0.80	50&50	0.90&0.90	1.20&1.20	12-10,9-7
55T-1228B	1CT:2.3CT&1CT:2CT	1.20&1.20	0.80&0.80	60*50	1.20&1.20	2.10&2.10	10-12,4-6
STANDARD TEMPERATURE RANGE MODELS-OPERATING TEMPERATURE 0°C TO +70°C							
57T-1221B	1CT:2CT&1CT:2CT	1.20&1.20	0.60&0.60	35&35	0.70&0.70	1.20&1.20	12-10,4-6
57T-1221A	1CT:2CT&1:1.36CT	1.20&1.20	0.60&0.60	35&37	0.70&0.70	1.20&0.90	12-10,4-6
57T-1221E	1:2CT&1:1.14CT	1.20&1.20	0.55&0.80	40&35	0.70&0.70	1.20&0.90	12-10,4-6
57T-1221C	1CT:2CT&1:1	1.20&1.20	0.30-0.55&0.80	30&30	0.70&0.70	1.20&0.70	1-3,5-6
57T-1521D	1:1.15CT&1CT:2CT	1.50&1.20	0.80&0.60	35&35	0.70&0.70	0.90&1.20	12-10,4-6
57T-1522E	1:1/1.26&1:2CT	1.50&1.20	0.40&0.50	40&40	0.70&0.70	0.90&1.20	12-10,4-6
57T-1222A	1CT:2CT&1:1.08CT	1.20&1.20	0.60&0.60	40&30	0.70&0.70	1.10&0.90	12-10,4-6
57T-1521G	1:1/1.26&1:1/1.26	1.50&1.50	0.4&0.40	45&45	0.80&0.80	1.00&1.00	12-10,9-7

MARKINGS AND DIMENSIONS

SCHEMATICS



Dimensions: inches/mm

Unless otherwise specified, all tolerances are ±.010/±0.25